

Y.SMART, Y.XPO, Y.XMB

Portable and mobile



- Cost-efficient operation
- Designed to operate in the most rugged environments
- Stable and reliable operation
- Low weight and easy handling
- Designed to access areas with limited space


Y.SMART and Y.XPO

Portable X-ray generators from YXLON International are designed and manufactured to offer the most reliable and efficient services under the toughest working conditions anywhere on the globe. These generators are based on more than 50 years of experience and excellence in the field. Today they offer user-friendly and intuitive operating menus that enable maximum in-the-field productivity. YXLON portable generators provide for extremely stable X-ray output and are insensitive to irregularities in the power supply. Their power consumption is extremely low, so your operations leave a green footprint behind, worldwide. By the same token, operational time can be reduced as well, leading you to significant savings in costs, energy and operations. The portable X-ray generators and control units are designed to excel in rugged environments, whether at high or low temperatures. No matter how tough the conditions, YXLON portable X-ray generators are designed to withstand dust and water and are extremely well suited for crawler applications, too.

Y.XMB

Mobile X-ray generators from YXLON International are designed to supply very high power in areas with limited space or access. For instance, these generators are perfectly designed for operations at nuclear power plants and in the petrochemical industry. All components are carried on a trolley equipped with positions for tilting and a hook for lifting via crane. The mobile system's high-voltage cable is additionally shielded in order to secure safe operation for your company and a long product lifetime.

YXLON. X-ray technology at its best.



- 1 Y.SMART from 160 to 300 kV
- 2 Testing the Storebælt Bridge
- 3 Pipeline inspection in Alaska
- 4 Additional warning lamps
- 5 Flight case with accessories
- 6 X-ray image of a weld

Configuration and Specification Y.SMART and Y.XPO 225

Y. SMART tube head	160E/0.4	160W	200
High voltage – Adjustment	10–160 kV	10–160 kV	60–200 kV
Tube current – Adjustment	2.0–6.0 mA	2.0–6.0 mA	0.5–4.5 mA
Max power/weight	640 W/22 kg	640 W/18 kg	900 W/28 kg
Focal spot size – Gem. EN12543	1.0 mm	1.0 mm	3.0 mm
Penetration	up to 32 mm Fe	up to 32 mm Fe	up to 43 mm Fe

Options:

The Y.SMART 200PC and 300PC are supplied in the YXLON 2in1 model, allowing both conventional panoramic use as well as use as a crawler tube head. Y.SMART 200, 225 and 300HP can also be combined with water cooling systems.

Accessories:

Tripod and mobile tube stands, warning lamps, external security circuit and door interlock, mobile power generators or 12V DC/AC converter, laser centering device and a wide range of collimators.

Power supply:

100-125/200-250 VAC, 47-400 Hz: max power consumption: 10 ARMS/230 VAC

Exposure timer:

In 1 second steps up to 99 minutes or infinite.

Pre-warning time: 0 to 99 seconds.


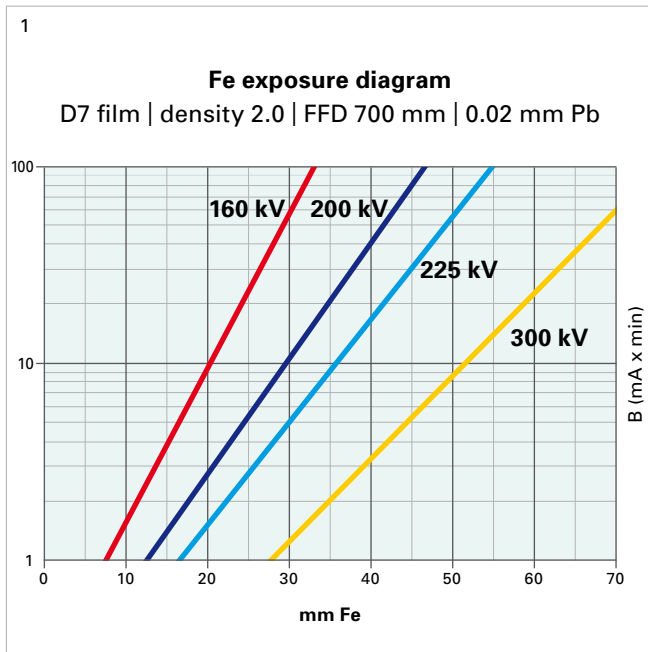
Environment:

IP54: -10° C up to +50° C

Certificates:

CE (DIN 54113, Röntgenverordnung, EN 60204-1, EN 50178, EN 55011 class A and EN 61000-6-2), NF C 74-100*

*for Y.SMART 200, 200PC, 300PC and 300HP



1 Exposure diagram
2 CR Image of a weld
3 Y.XPO 225 tube head
4 Y.XPO 225 control unit



200PC	225	300HP	300PC	Y.XPO 225
50–200 kV	70–225 kV	50–300 kV	50–300 kV	25–225 kV
0.5–4.5 mA	0.5–4 mA	0.5–3.0 mA	0.5–3.0 mA	0.5–10 mA
600 W/27 kg	900 W/29 kg	900 W/33 kg	600 W/47 kg	1,200 W/28 kg
0.4 x 4.0 mm	3.0 mm	3.0 mm	0.5 x 5.5 mm	3.0 mm
up to 40 mm Fe	up to 50 mm Fe	up to 65 mm Fe	up to 65 mm Fe	up to 50 mm Fe

Y.XPO 225

Reduced exposure times due to optimized power to weight ratio with max 1,200 W, Isowatt adjustment up to 10 mA, intelligent temperature management, lightweight and robust composite housing, integrated laser for precise alignment.

Power supply:
Environment:
Certificates:

85–132 VAC/165–260 VAC
IP65: -20° C up to +50° C
CE (DIN 54113, Röntgenverordnung,
EN 60204-1, EN 50178, EN 55011 class A and EN 61000-6-2), NF C 74-100

Y.XPO C01 Control Unit

High-contrast display with multilingual menu navigation, exposure calculator, automated identification of tube head connected with automatic tube conditioning, connections for external safety circuits and PC interface.



1 Y.XMB
2 Control unit
3 High power cooler

Configuration and Specification Y.XMB

	160	225
High voltage		
Adjustment	7.5– 160 kV	10– 225 kV
Tube current		
Adjustment	0–22.5 mA	0– 15 mA
Max power	2,250 W	
Exposure control		
Input	Intuitive input of voltage, power and exposure time via a rotary knob in 1 second steps up to 10 minutes, in 10 seconds steps up to 99 minutes and infinite setting for radioscapy Under all circumstances clearly readable display Program counter for exposure parameters Optional PC interface RS232	

Tube selection	
for digital detectors	Y.TU160-D06 or Y.TU225-D04 focal spot 0.4 mm/1.0 mm Power 800 W/1,800 W
for film	Y.TU160-D02 or Y.TU225-D02 focal spot 1.0 mm/5.5 mm Power 640 W/3,000 W All tubes from 100 kV to 225 kV from the YXLON line
Environment	Protection class IP54
Duty cycle	Maximum 100% intermittent operation up to +40° C
Operation temperature	0° C to +40° C, relative humidity 90% at +40° C
Storage Temperature	-25° C to +70° C, relative humidity 95% at +40° C
Mains supply (single-phase)	230 V +10% – 15%, 50/60 Hz, Protection: 20 A at 2,250 W
Mechanical data (system)	
Width of the axis	600 mm
Height x depth	appr. 1,630 mm x 980 mm
Weight Y.XMB 160	184 kg with 10 m H.V cable
Weight Y.XMB 225	190 kg with 10 m H.V cable

YXLON

Technology with Passion

YXLON International GmbH

Essener Bogen 15

22419 Hamburg

Germany

T: +49 40 527 29-101

sales@hbg.yxlon.com, www.yxlon.com