



aerospace
climate control
electromechanical
filtration
fluid & gas handling
hydraulics
pneumatics
process control
sealing & shielding



Procal 2000

Continuous Emission Monitoring (CEMS/AMS)
Process Analyser



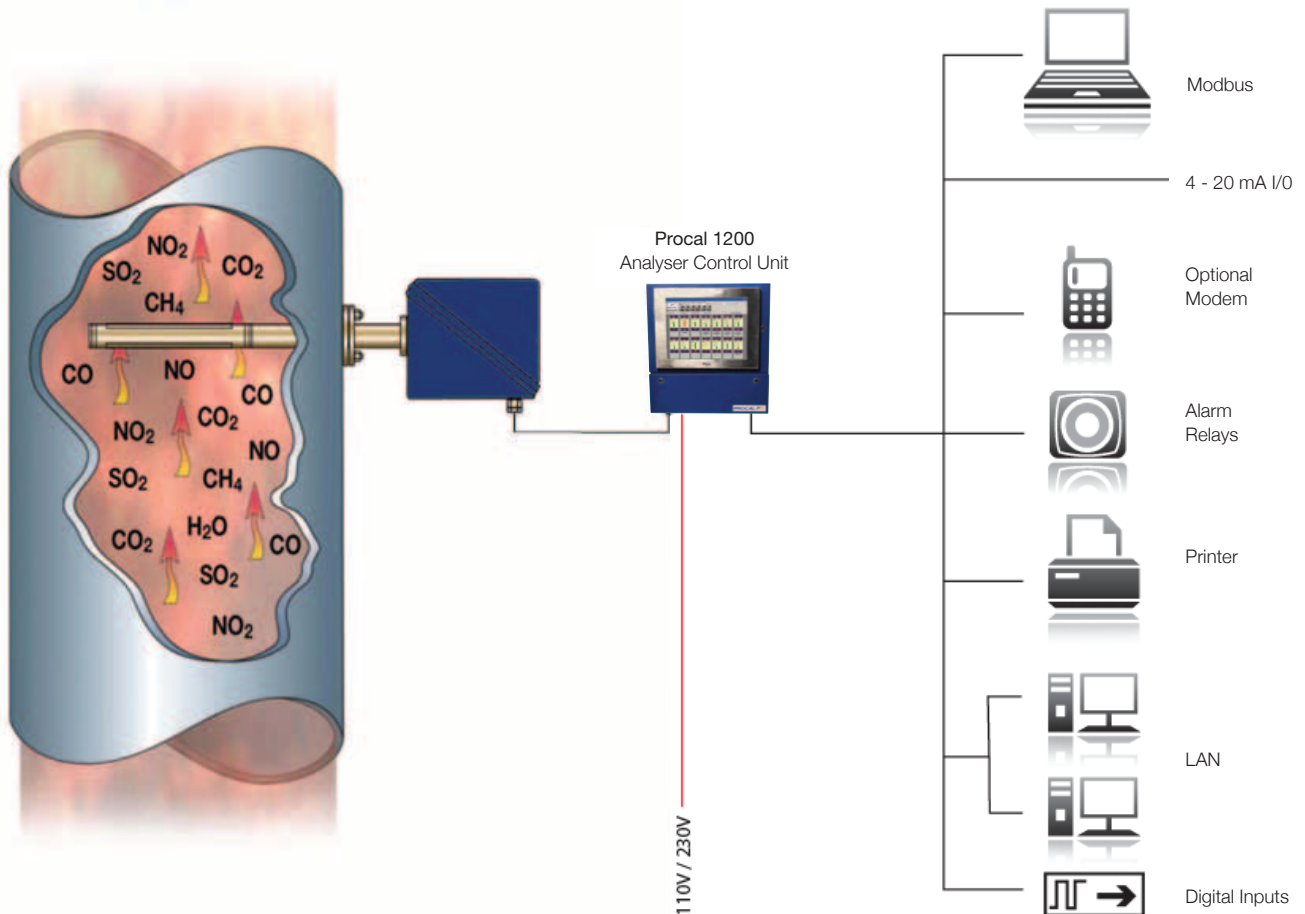
Instrument Overview

Procal 2000 is an infra-red (IR), duct or stack-mounted Analyser, designed to provide In-Situ analysis of up to six gas-phase emission components.

A typical system comprises of a stack mounted Analyser, an integral Calibration Module and a Control Unit with options which include a powerful In-Situ Heater and a stand-alone Analysis Software package.

Procal 2000 uses the reflective beam principal to directly measure process gas as it enters the in situ sample cell. Unlike higher maintenance extractive systems, Procal's patented, sintered metal technology removes the need for gas filtering or sample conditioning.

The Procal 2000 analyser requires very little maintenance and achieves a class-beating availability of over 98% in demanding applications.



The Control Unit can support multiple analysers from the Procal range

Examples of Principles of Operation

Analyser: The Procal 2000 analyser operates on the proven, single beam, dual-wavelength IR principle. Mid IR Pulses, at two specific wavelengths per monitored component, are transmitted through the sample cell. The 'measure' pulse is partially absorbed by the gases being measured while the 'reference' pulse remains unaffected. Up to eight wavelengths are available, sometimes sharing reference wavelengths, allowing up to six gas-phase component concentrations to be monitored simultaneously. Uniquely, the operation, zero and calibration are "fully challenged" in that all operating modes use the same optical path and system components.

Auto Verification: The integral Auto Verification Unit provides a zero-check on the system by filling the sample probe with clean, dry instrument air. Similarly, it performs a span-check by filling the sample probe with certified span gas.

Applications: The Procal 2000 analyser has been in service for over 25 years with continual product improvement to match ever-tightening legislative requirements. Over 2,400 Procal 2000 units are in operation worldwide - refer to our industry data sheets or visit www.procal.com for typical applications and associated measurement ranges.

Features

Multi-component gas analysis
Direct in-situ measurements

Wet or dry readings
Automatic signal verification and recalibration
Oxygen or CO2 measurement normalisation (option)


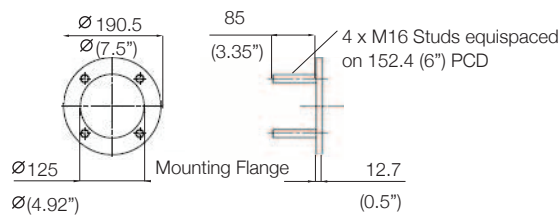

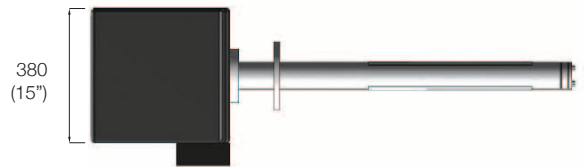
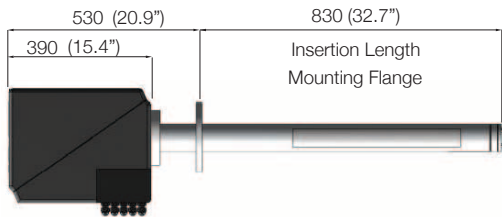
Single Flange mounted analyser
Low maintenance
ATEX / IEC option
ABS approved
Marine approved
MCERTS approval

Benefits

Each Procal 2000 can measure up to six components
No requirement for high cost, high maintenance sample handling system or sample conditioning
Can inherently report on Wet or Dry gas basis
No operator intervention during routine use
Report measurement corrected to normalised O2 or CO2 reference conditions
Reduced cost and simplicity of installation
Reduced cost of ownership
Can be used in hazardous areas
Suitable for marine applications

Examples of Monitoring Ranges

Principle of operation:	Single Beam Dual Wavelength Infra Red with GFC where advantageous		
Gases measured:	Up to 6 hetero-atomic molecular gases as determined by the application.		
CO	0 - 150ppm / 188mg/Nm ³	CO ₂	0 - 15%
SO ₂	0 - 100ppm / 280mg/Nm ³	H ₂ O	0 - 12%
NO	0 - 240ppm / 322mg/Nm ³		



All measurements are in Millimeters

Control Unit Options

Analyser Control Unit - Procal 1000

The Procal 1000 data logging and control system is Microsoft Windows based.

The system is capable of controlling up to six, widely dispersed, Procal analysers of any design. The Procal 1000 range is also designed to accept signal I/O from other instruments in the process to provide a single CEMS data hub. The Procal 1000 system displays gas concentrations and third party analyser I/O along with information on sample conditions, diagnostic data and trends. The information can also be made available to external devices in a variety of industry standard data protocols.



Specifications & Installation

Spectral range:	Specific application dependent wavelengths (up to 8) are selected between 2-12 μm
Infra-red source:	Enclosed nichrome filament
Infra-red detector:	Solid state pyroelectric element
Sample path length:	1 metre
Sample temperature:	Up to 350°C (660°F) (higher temperatures on application)
Cross-sensitivity:	Minimal due to the wavelength selection and advanced algorithms in the processor software
Accuracy:	Typically $\pm 2\%$ of full scale concentration but dependent on application
Response time:	Application dependent but typically 120 seconds to T90
Enclosure:	Aluminium alloy casting with high protection finish, protected to IP65 (NEMA 4X)
Operating environment:	Operating temperature range -20°C to 55°C (-4°F to 130°F) Optional Analyser Cooler/Heater for greater temperature range
Materials-contact with gas:	Calcium Fluoride, Glass, 316 Stainless Steel, Graphite
Services required:	Power for analyser with PSU 115V/230V 175W Power for in situ heater (optional) 115V/230V 1kW Instrument air for the analyser void purge, auto zero and sample cell protection, controlled by the analyser, 2 barG; flow rate 0.5 litre/min constant and 6 litre/min intermittent during Auto-zero (typically 8 minutes every 12 hours)
Interconnection cable:	2 twisted-pair cores with individual screen typically allows up to 1000m separation between Analyser and Procal 1000 Analyser Control Unit
Weight:	25 kg (46.3lb)
Physical dimensions:	Analyser 1360mm (53.5") x 380mm (15") x 315mm (12.4")

Optional Components

Optional accessories are available to extend the analyser's capability in cases of extreme process or ambient variations. Typical examples would be a probe heater to ensure the in situ gas cell operates above process gas dew point, a gas flow bypass for high sample applications analyser for operation in high ambient temperature conditions. Further details of these and many other accessories are available at www.procal.com or on the accessories data sheet.

Approvals

Continuous Emissions Monitoring

CEM - US EPA 40 CFR part 60 & 75
AMS - Europe QAL 1 of EN 14181

The Procal 2000 system is designed to meet the requirements of both customers and environmental authorities worldwide. The system enables rapid upgrades with regard to measuring range, presentation and reporting format, thus ensuring compliance with reporting criteria such as US EPA 40 CFR part 60 & 75 legislation. The system calculates errors due to drift in Zero and Span gas calibration suitable for use as input data to external EN14181 QAL 3 reports.



Parker Procal

Hydraulic Filter Division Europe
Emission Monitoring Centre
5 Maxwell Road Peterborough PE2 7HU
United Kingdom
Tel: +44 (0)1733 232495
Fax: +44 (0)1733 235255
Email: procal@parker.com
Web: www.procal.com www.parker.com

Distributed by: