


Fixturlaser PAT



Fixturlaser PAT - the final solution to all your belt alignment needs

With the Fixturlaser PAT you are never in doubt on whether your belt transmissions are aligned or not. By using the groove as reference, you will achieve a precise alignment which reduces belt wear, bearing failures and vibrations.

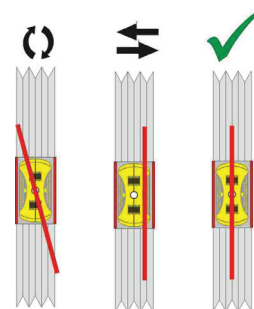
Two transmitters with visible red laser line

The Fixturlaser PAT comes with two line laser transmitters, each equipped with two spring loaded guides which fit into the pulley grooves. The Fixturlaser PAT is equipped with various sized removable guides to fit standard sheave sizes A-E (6 mm - 40 mm). Additional guides for alignment of timing belts are available as accessories.

The use of two laser transmitters with integrated targets makes it very easy to find out what kind of alignment that is required. Parallel offset, angular error and twist is instantly visible to the operator. Within a few minutes the operator can determine if the machine requires alignment or not.

The visible red laser line makes it easy to determine the position of your belt driven machines.

The alignment process is as easy as the mounting. Just turn on the lasers and look at the opposite mounted unit. The laser draws a line on the target label as in the illustration below. If necessary adjust your machine position until the laser lines are aligned with the centre mark on both units.





FIXTURLASER PAT COMPLETE SYSTEM

Weight (incl. all standard parts): 1,5 kg (3,3 lbs)


Storage Temperature: -20 to 70°C (-4 to 158°F)

CASE


Material:	High Impact ABS Plastic
Sealing:	Dust, water (5m/16 feet), and air tight with air pressure compensation valve
Drop Test:	3 m (10 feet) on to concrete floor
Dimensions:	250 x 180 x 80 mm (9,84 x 7,09 x 3,15 inch)

MEASURING UNITS

Housing Material:	Extruded aluminum (molded PA cover)
Operating Temp:	0 to 40°C (32 to 104°F)
Relative Humidity:	10 – 90%
Weight:	340 g (12 oz)
Dimensions:	61 x 77 x 61 mm (2,4 x 3 x 2,4 in)
Laser:	630 - 680 nm class II diode laser
Laser Line Fan Angle:	90°
Laser Power:	< 1 mW
Measurement Distance:	50 mm - 6000 mm (1,97 - 236,22 in)
Measurement Accuracy:	Better than 0,5 m (0,02 in) or 0,2 degrees
Pulley Diameter Range:	From 75 mm (2,95 in) and larger (standard)
Pulley Belt Groove Width:	6 mm - 40 mm (0,23 - 1,57 in) (standard)
Power Supply:	2 pcs of LR03 (AAA) 1,5 V per unit
Operating time:	20 hours of continuous operation
Laser Safety:	See yellow label below



The Fixturlaser PAT units are very easily mounted on the pulleys. The spring action probe finds the center of the belt groove. The industrial built-in magnets snap the units to the pulley in a perfect fit.



Optional equipment makes it possible to align timing belt driven machines.



P.O. Box 7 SE - 431 21 Mölndal - SWEDEN
Tel: +46 31 706 28 00 - Fax: +46 31 706 28 50
E-mail: info@acoem.se - www.fixturlaser.com